

4052/4054 Mobile Work Light

Made In USA

CHAMP[®]
Frame Straightening Equipment Inc.



4052 - Single Head



4054 - Dual Head

Auto Body Toolmart



Champ Frame Straightening Equipment, Inc.

2545 Millennium Dr., Elgin, IL 60124 (800) 382-1200

www.autobodytoolmart.com

Parts List

- A** 1 - Support Base
- B** 4 - Wheels, washer, nut
- C** 1 - Long Vertical Mount
- D** 1 - Short Vertical Mount
- E** 1 - Light Mount (2 with Dual Head Model)
- F** 1 - Light Fixture with mounting bolt(2 with Dual Head Model)
- G** 1 - Light Fixture Cover (2 with Dual Head Model)



C




D



E

F



G



WARNING

The Champ Mobile Worklight is not suitable for use where explosion proof lighting is required.

1.



Attach wheels to Base Mount using supplied nuts, bolts & washers

2.



Insert Long Vertical Mounting Bar into base. It may be necessary to tap into place with a rubber mallet.

3.



Slide Light Mount onto Vertical Mounting Bar. Lock into place with Locking Knob. (Dual Head unit will include two Light Mounts)

4.



Insert Short Vertical Mounting Bar into Long Vertical Mounting Bar

5.



Bolt Light Fixture to Light Mount. (Dual Head unit will include two Light Fixtures)

6.




Attach Light Fixture Cover to Light Fixture following the supplied instructions. (Light Fixture instructions are inside Light Fixture.) Use ONLY bulb size & wattage indicated on fixture. (Bulbs not included)


Your Champ Mobile Work Light is now ready to use. Light head is adjustable vertically and can swivel to be used horizontally or vertically.



4052 - Single Head



4054 - Dual Head



Auto Body Toolmart
Champ Frame Straightening Equipment, Inc.
2545 Millennium Dr., Elgin, IL 60124 (800) 382-1200
www.autobodytoolmart.com